





FOR MORE DESIGNS, INFORMATION, OR TO LOCATE YOUR NEAREST
PORTELLA DISTRIBUTOR, PLEASE VISIT PORTELLA.COM OR CALL 512.263.8851

TABLE OF CONTENTS

01

Steel Page 3

02

Wood Page 19

03

Hardware Page 23

04

Glass Page 24

PORTELLA PRODUCT SHOWCASE

— DOORS • WINDOWS —





ARTISAN SERIES THERMALLY BROKEN STEEL

WHY CHOOSE PORTELLA STEEL PRODUCTS

- Custom crafted to perfection.
- Every unit is precision-built by highly skilled craftsmen to fit your exact specifications.
- A product that maintains efficiency, holding prowess, to stand the test of time.
- Sleek, narrow profiles with minimal sightlines.
- NFRC-rated, thermally broken frames.
- Zinc-bonded galvanization resists corrosion.
- Proprietary trucks ensure hassle-free delivery, even for oversized projects.
- Factory-installed, energy-efficient low-e glass.
- Wet-glazed system for complete moisture protection.
- Fully engineered and third-party tested designs.
- Direct access to expert Portella project managers for top-tier support.



NARROW SIGHTLINES

ELEGANTLY NARROW SIGHTLINES

Slender lines and profiles that projects a minimalist aesthetic and stunning architectural appeal.

ARTISAN SERIES VALUES

Artisan Thermally Broken System is offered in both stainless steel and carbon steel depending on location. Aside from unmatched customizations, our systems are manufactured with narrow profile cohesive materials that allow for an aesthetically appealing result while maintaining the energy efficiency desired.



Our patented Artisan Series Profiles offer unique designs and higher-quality materials beyond standard steel, leading to a more aesthetically distinctive result. Artisan series offers customization in terms of style, finishes, and options, allowing for a more luxurious and personalized visual appeal into your homes architecture.



A photograph of a modern house at dusk. The house features a large, glass-enclosed patio area with a dark roof and slender steel frames. Inside the patio, there is a kitchen area with a stone island and a grill, and a living area with a chandelier and comfortable seating. A swimming pool is visible in the foreground, reflecting the lights from the house. The overall aesthetic is modern and elegant.

CLASSIC SERIES

Slender Steel Profiles

Precision-engineered carbon or stainless steel frames with ultra-slim sightlines for modern, minimal aesthetics and long-lasting architectural integrity.

Factory-Glazed System

Doors & Windows arrive pre-glazed and sealed for superior moisture protection and energy efficiency. Creating less on-site work or trade coordination.

Architectural Integrity

Aside from the rigid strength steel provides, we offer a continuous steel mounting flange to help with custom wall conditions allowing for installation versatility and comfort knowing your building envelope is complete.

Oversized Door

Specializing in oversized openings. Combining performance, balance, and stunning scale with expert design and engineering.

Enduring Finishes

9 matte finishes with zinc galvanizing, epoxy primer, lacquer, and polyurethane layers. Offering unmatched durability and corrosion resistance protection.

Warranty & Support

Backed by a 10-year steel and glass warranty, 10-year finish protection, and responsive one-point customer communication for every project.





IMPACT RATED SYSTEMS

Designed and manufactured to comply with Florida Building Code (FBC.com).

Certified Quality Assurance:

- Independently tested by a reputable third-party agency
- Ensuring superior performance, safety, and durability
- High Velocity Hurricane Zone (HVHZ) - **IMPACT** Rated
- Reflecting Portella's commitment to craftsmanship and excellence

TAS 201-94

TAS 202-94

TAS 203-94

AAMA/WDMA/CSA

101/I.S.2/A440-17

ASTM E1886-13

ASTM E1996-17



WINE ROOM





IN PROUD PARTNERSHIP
WITH FritsJurgens®

PIVOT DOORS





BI-FOLD DOORS



Various Types:

- Sliding Door
- Multi-Sliding Door Systems
- Lift & Slide Door Systems
- Pocketing Multi & LS Systems
- Barn Door Style




SWITCHABLE PRIVACY GLASS



OFF



ON





SHOWER / SAUNA



CUSTOM-CRAFTED LUXURY WOOD SYSTEMS














ROCKY MOUNTAIN
H A R D W A R E



FRANK ALLART
1914
Makers of fine English hardware









PORTELA®
STEEL DOORS & WINDOWS




CARDINAL

Glass Industries

At Cardinal, we try to maintain a clear vision: design and fabricate the most advanced glass products in the industry.

	Ultimate Solar Control Glass LoE ⁺ -452+ LoE ⁺ -366		High Solar Gain Glass LoE-180
	Maximum Glare Control Glass LoE ² -240 LoE ³ -340		Room-side U-Factor Efficiency LoE-189
	Moderate Solar Gain Glass LoE ² -272 LoE ² -270		Naturally Cleaner Glass Neat+



Various Vendor Options (not limited to):



TESTIMONIAL

IMPRESSIVE!

I'm so impressed with Portella and their incredible service and products. I worked with Portella on a business installation, and from start to finish they wowed me with their attention to detail, amazing customer service, and the ease of working with them.

The windows are FABULOUS. They look amazing!! I hope to do business with them again in the future!

- Taylor T.

SPECTACULAR!

I have been continuously impressed by the quality of Portella's steel doors and windows. Every project that I complete using their products has turned out spectacularly. They add to every home's appearance. I will continue to come back to Portella for more of their exceptional products.

- Arthur Daniels

ABOUT US

Portella has been handcrafting luxury steel doors and windows since 1999, combining timeless aesthetics, strength, and architectural elegance.

Headquartered in Texas, the company is known for customized design solutions that reflect each client's unique vision while elevating standards in premium residential and commercial spaces.

Trusted by architects and designers, Portella systems feature artisan-crafted frames with sleek sightlines, superior thermal efficiency, and lasting performance—delivering both beauty and function.



MESSAGE FROM OUR CEO

AT PORTELLA, TRUST IS OUR STRONGEST MATERIAL.

SINCE DAY ONE, WE'VE HONORED OUR WORD — DELIVERING WITH INTEGRITY, PRECISION, AND PRIDE. THAT'S WHY ARCHITECTS, BUILDERS, AND CLIENTS NATIONWIDE CHOOSE US NOT JUST FOR OUR PRODUCTS, BUT FOR OUR PRINCIPLES.

WE CRAFT HIGH-PERFORMANCE ARCHITECTURAL DOORS AND WINDOWS IN STEEL, WOOD, AND ALUMINUM — DESIGNED FOR BEAUTY, BUILT TO LAST. FOUND IN SOME OF THE MOST DEMANDING, DESIGN-FORWARD PROJECTS, OUR TRUE STRENGTH LIES IN OUR PEOPLE.

WITH HUNDREDS OF YEARS OF COMBINED EXPERIENCE, OUR TEAM OPERATES LIKE FAMILY — WHERE EVERY VOICE COUNTS AND EVERY DETAIL MATTERS. THIS CULTURE OF CARE AND UNITY DRIVES EVERYTHING WE DO.

PARTNERING WITH TRUSTED SUPPLIERS, WE OFFER FULLY CUSTOM SOLUTIONS — DELIVERING MORE THAN JUST PRODUCTS, BUT PEACE OF MIND. AT PORTELLA, WE DON'T JUST BUILD — WE STAND BEHIND WHAT WE BUILD.
ALWAYS.

MISRRAIM GARDENAS
CEO, PORTELLA STEEL DOORS AND WINDOWS



IN ASSOCIATION WITH:



FOR MORE INFORMATION
VISIT PORTELLA.COM OR
CALL 512.263.8851

